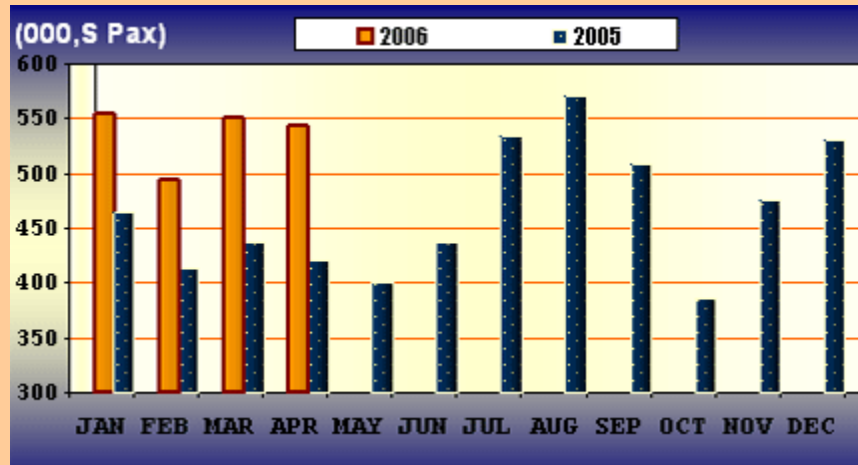
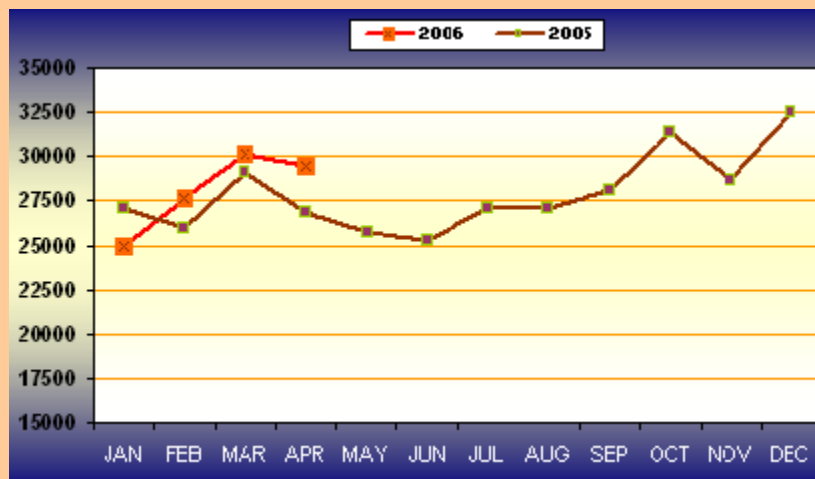


Passenger Traffic:-



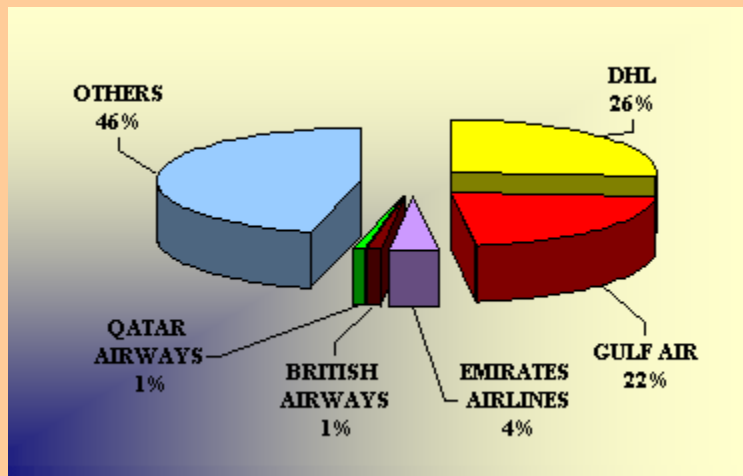
	Month		Growth	Year		Growth
	APR/06	APR/05		2006	2005	
Disembarked	260,008	192,661	35%	1,012,251	781,404	30%
Embarked	250,287	192,949	30%	980,324	776,935	26%
Transit	32,546	35,865	-9%	147,885	179,962	-18%
TOTAL	542,841	421,475	29%	2,140,460	1,738,301	23%

Cargo and Mail:-



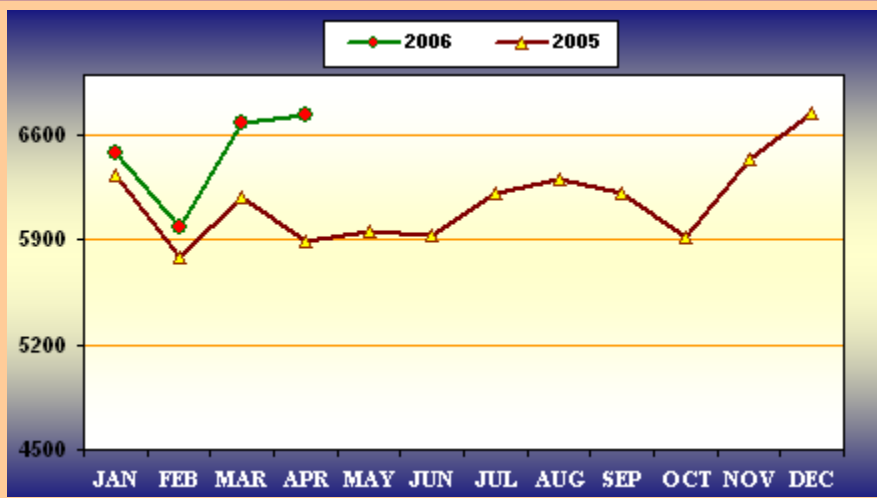
	Month		Growth	Year		Growth
	APR/06	APR/05		2006	2005	
Cargo and Mail	29,484	26,881	10%	112,232	109,085	3%

Top 5 Airlines-Cargo & Mail Throughput :-



Carrier	Cargo&Mail(Tonnes)	% Share	% Change from same period last year
DHL	7,718	26%	3.5%
GULF AIR	6,488	22%	33.3%
EMIRATES AIRLINES	1,143	4%	-34.7%
BRITISH AIRWAYS	342	1%	-2.6%
QATAR AIRWAYS	327	1%	61.1%
OTHERS	13,466	46%	-6.2%
TOTAL	29,484	100.00%	9.7%

Aircraft Movements:-



Aircraft Movements	2006	2005	Growth
	6,728	5,890	14%
	25,859	24,183	7%