

# Bahrain International Airport

Kingdom of Bahrain  
Civil Aviation Affairs  
Air Transport Directorate



## Flash Report (A)

Traffic Statistics & Trends - (Jan - Apr) 2009

### PASSENGERS

BIA	APR 09	APR 08	%	CUM 2009	CUM 2008	%
Disembarked	353,977	342,285	3%	1,360,240	1,343,734	1%
Embarked	357,377	340,750	5%	1,322,809	1,315,604	1%
Transit	27,017	28,604	-6%	110,223	125,549	-12%
<b>TOTAL</b>	<b>738,371</b>	<b>711,639</b>	<b>4%</b>	<b>2,793,272</b>	<b>2,784,887</b>	<b>0%</b>

IMMIGRATION	APR 09	APR 08	%	CUM 2009	CUM 2008	%
Arrivals	195,149	186,164	5%	745,435	688,320	8%
Departures	179,845	167,350	7%	646,449	600,108	8%
<b>TOTAL</b>	<b>374,994</b>	<b>353,514</b>	<b>6%</b>	<b>1,391,884</b>	<b>1,288,428</b>	<b>8%</b>

TRANSFER	APR 09	APR 08	%	CUM 2009	CUM 2008	%
<b>TOTAL</b>	<b>336,360</b>	<b>329,521</b>	<b>2%</b>	<b>1,291,165</b>	<b>1,370,910</b>	<b>-6%</b>

### CARGO & MAIL

	APR 09	APR 08	%	CUM 2009	CUM 2008	%
<b>TOTAL</b>	<b>28,457</b>	<b>35,711</b>	<b>-20%</b>	<b>112,527</b>	<b>126,586</b>	<b>-11%</b>

### AIRCRAFT MOVEMENTS

BIA	APR 09	APR 08	%	CUM 2009	CUM 2008	%
Arrivals	4,178	4,129	1%	16,547	16,391	1%
Departures	4,225	4,175	1%	16,711	16,571	1%
<b>TOTAL</b>	<b>8,403</b>	<b>8,304</b>	<b>1%</b>	<b>33,258</b>	<b>32,962</b>	<b>1%</b>

OVERFLYING	APR 09	APR 08	%	CUM 2009	CUM 2008	%
<b>TOTAL</b>	<b>31,211</b>	<b>28,497</b>	<b>10%</b>	<b>120,564</b>	<b>114,947</b>	<b>5%</b>

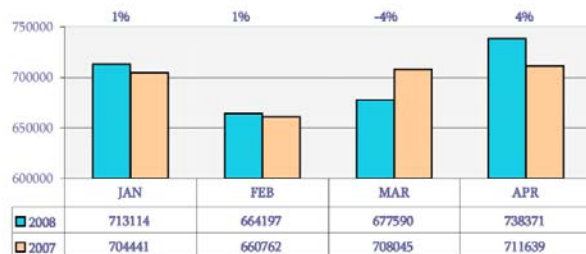
  

FIR	APR 09	APR 08	%	CUM 2009	CUM 2008	%
<b>TOTAL</b>	<b>39,614</b>	<b>36,801</b>	<b>8%</b>	<b>153,822</b>	<b>147,909</b>	<b>4%</b>

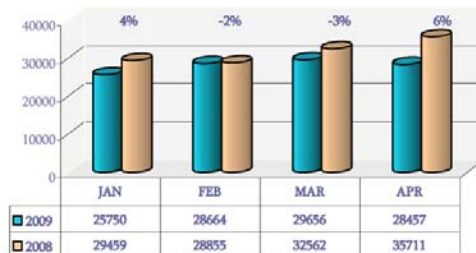
### BAFCO (GALLONS)

COMPANY	APR 09	APR 08	%	CUM 2009	CUM 2008	%
Bapco	9,182,477	9,875,350	-7%	40,729,741	40,847,870	0%
Chevron	4,633,394	4,871,185	-5%	19,492,405	19,926,634	-2%
BP	2,725,564	2,141,857	27%	10,403,651	9,124,513	14%
<b>TOTAL</b>	<b>16,541,435</b>	<b>16,888,392</b>	<b>-2%</b>	<b>70,625,797</b>	<b>69,899,017</b>	<b>1%</b>

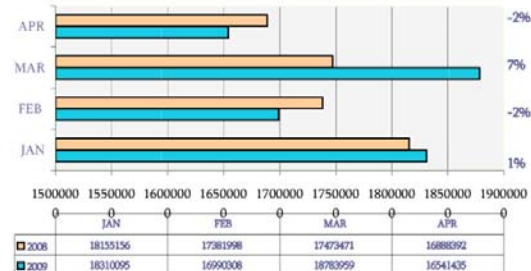
TOTAL PASSENGERS AT BIA



TOTAL CARGO CARRIED VIA BIA



TOTAL BAFCO SALES IN GALLONS



# Bahrain International Airport

Kingdom of Bahrain  
Civil Aviation Affairs  
Air Transport Directorate



## Flash Report (B)

BIA Movements & Overflying Summary - (JAN -APR 2009)

BIA MOVEMENTS		Average Movements						
Category	Day	Week	Month	CUM 2009	CUM 2008	Growth %	% MOV	
Passengers	234	1,641	6,564	26,256	24,325	8%	79%	
Cargo	33	230	922	3,686	4,805	-23%	11%	
Military	23	162	649	2,596	2,771	-6%	8%	
Private	2	14	58	230	557	-59%	1%	
Others	4	31	123	490	504	-3%	1%	
<b>TOTAL</b>	<b>297</b>	<b>2,079</b>	<b>8,315</b>	<b>33,258</b>	<b>32,962</b>	<b>1%</b>	<b>100%</b>	
Overflying MOVEMENTS		Average Movements						
Category	Day	Week	Month	CUM 2009	CUM 2008	Growth %	% MOV	
Passengers	617	4,320	17,280	69,120	70,277	-2%	57%	
Cargo	25	178	711	2,842	4,356	-35%	2%	
Military	170	1,187	4,749	18,996	20,585	-8%	16%	
Private	22	155	620	2,479	2,653	-7%	2%	
Others	242	1,695	6,782	27,127	17,076	59%	23%	
<b>TOTAL</b>	<b>1,076</b>	<b>7,535</b>	<b>30,141</b>	<b>120,564</b>	<b>114,947</b>	<b>5%</b>	<b>100%</b>	

TOTAL BIA MOVEMENTS (ARR & DEP)



TOTAL OVERFLYING MOVEMENTS

