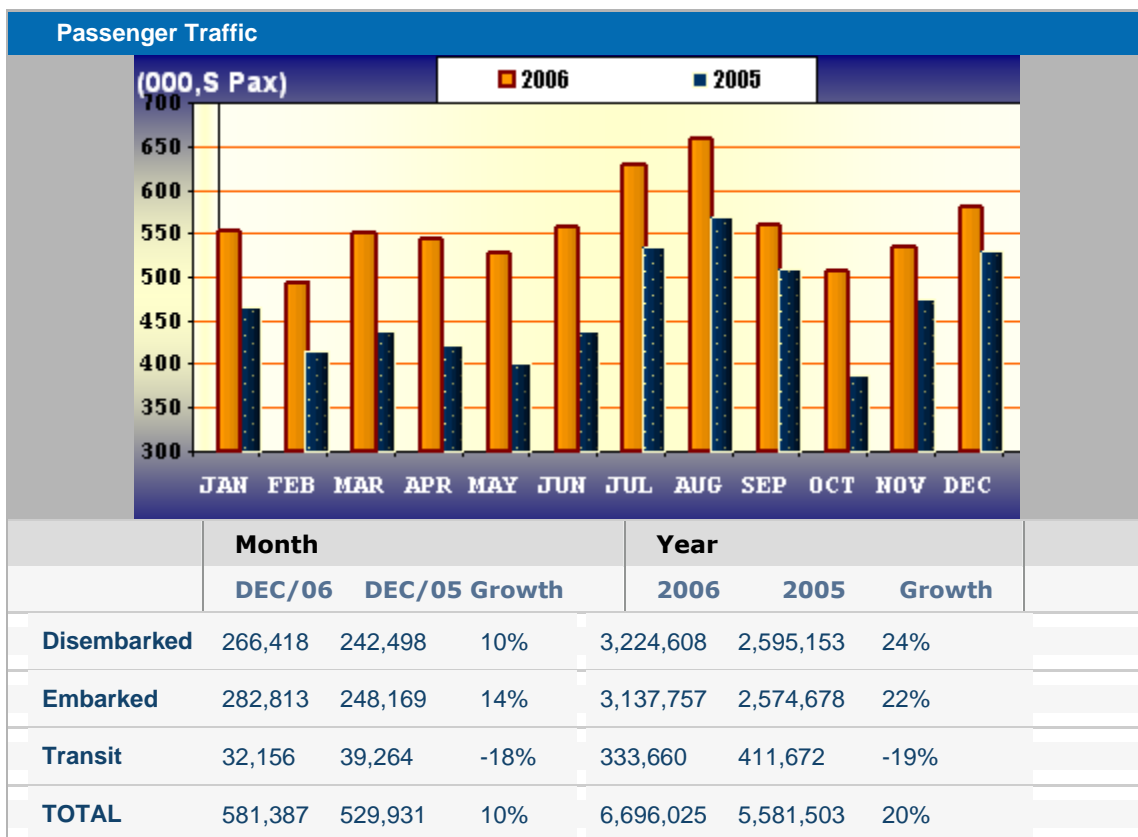
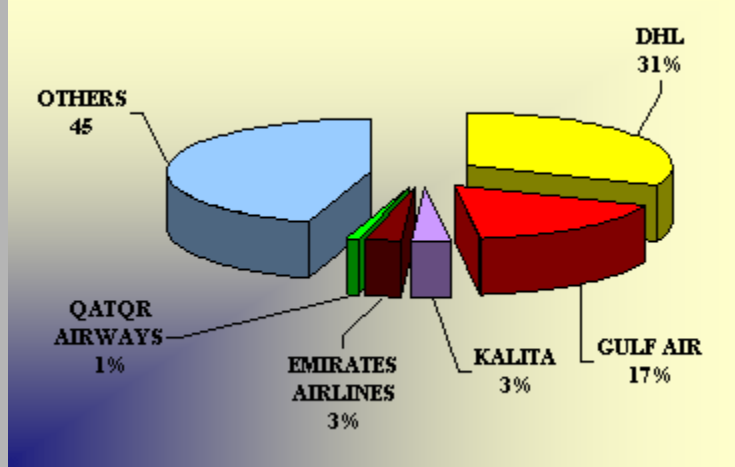


AIRCRAFT MOVEMENTS

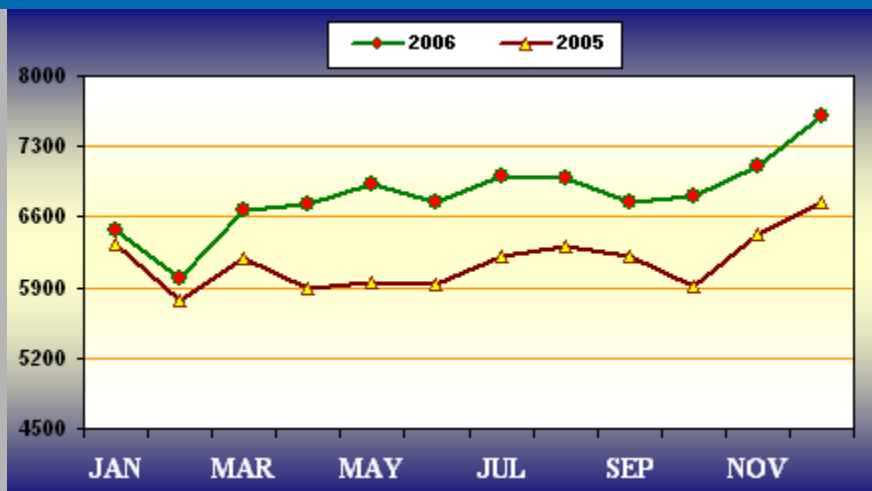


### Top 5 Airlines-Cargo & Mail Throughput



| Carrier           | Cargo&Mail(Tonnes) | % Share        | % Change from same period last year |
|-------------------|--------------------|----------------|-------------------------------------|
| DHL               | 11,970             | 31%            | 26.1%                               |
| GULF AIR          | 6,372              | 17%            | 5.6%                                |
| EMIRATES AIRLINES | 1,194              | 3%             | -4.4%                               |
| KALITA            | 971                | 3%             | -6.4%                               |
| QATAR AIRWAYS     | 528                | 1%             | 26.3%                               |
| OTHERS            | 17,143             | 45%            | 3.7%                                |
| <b>TOTAL</b>      | <b>38,178</b>      | <b>100.00%</b> | <b>17.5%</b>                        |

### Aircraft Movements



|                           | Month  |        |        | Year   |        |        |
|---------------------------|--------|--------|--------|--------|--------|--------|
|                           | DEC/06 | DEC/05 | Growth | 2006   | 2005   | Growth |
| <b>Aircraft Movements</b> | 7,607  | 6,748  | 13%    | 81,789 | 73,891 | 11%    |