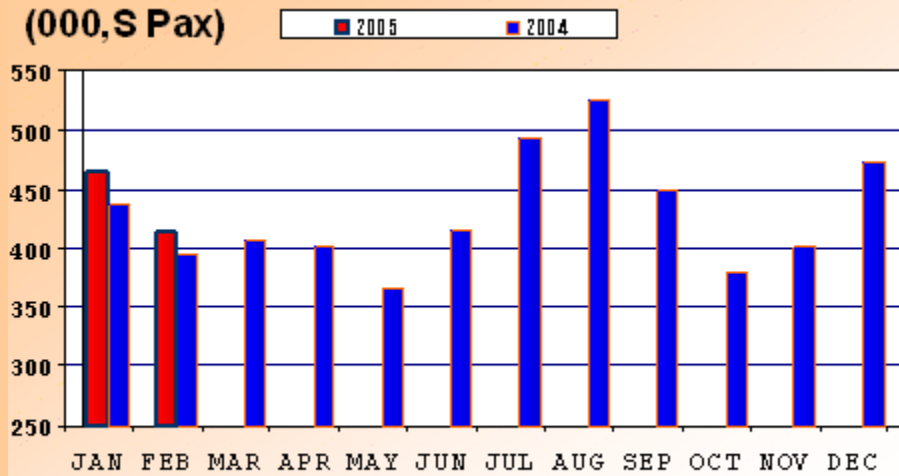
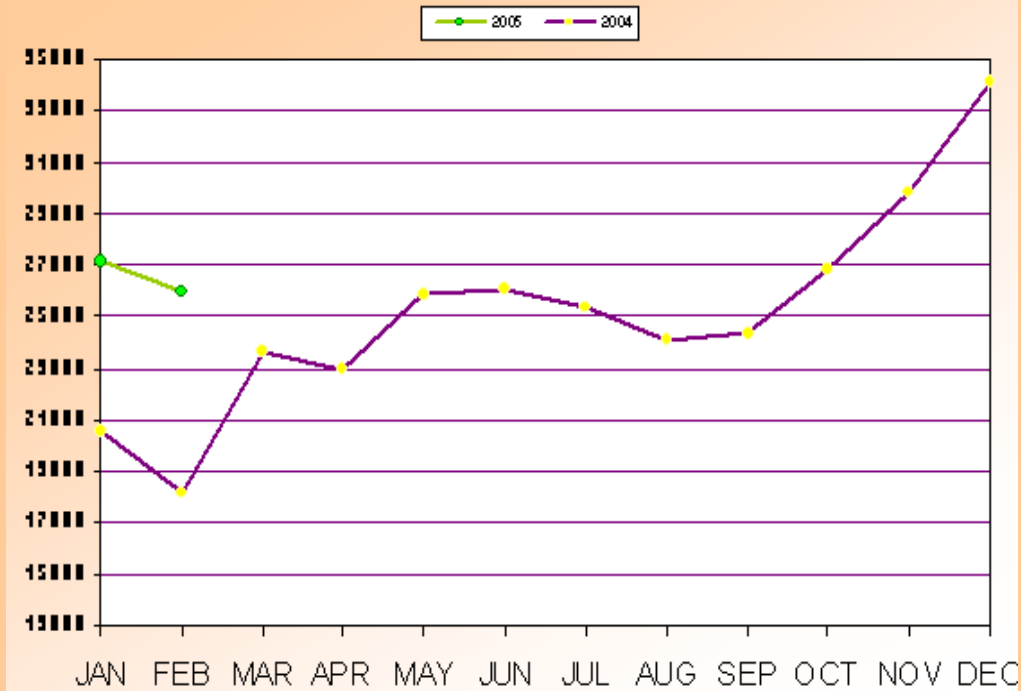


Passenger Traffic:-



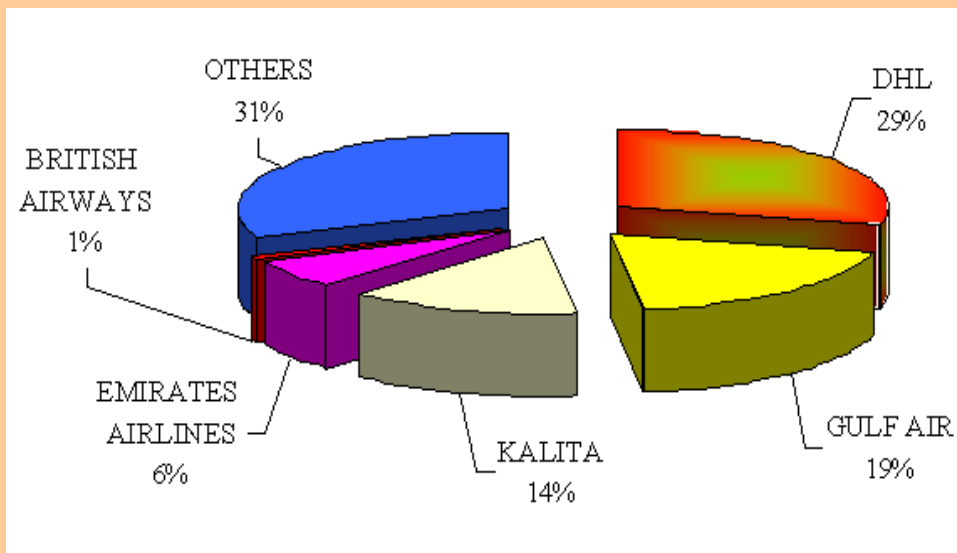
	FEB/05	FEB/04	Year Growth
Disembarked	190,622	179,338	6%
Embarked	178,626	161,174	11%
Transit	45,154	55,238	-18%
TOTAL	414,402	55,238	5%

Cargo and Mail:-



	FEB/05	FEB/04	Growth
Cargo and Mail	25,944	18,160	43%

Top 5 Airlines-Cargo & Mail Throughput :-



Carrier	Cargo&Mail(Tonnes)	% Share	% Change from same period last year
DHL	7,484	29%	18.3%
GULF AIR	4,942	19%	20.0%
EMIRATES AIRLINES	1,471	6%	77.4%
KALITA	3,662	14%	2338%
BRITISH AIRWAYS	381	1%	-20.6%
OTHERS	8,004	31%	10.7%
TOTAL	25,944	100.00%	42.9%

Aircraft Movements:-

