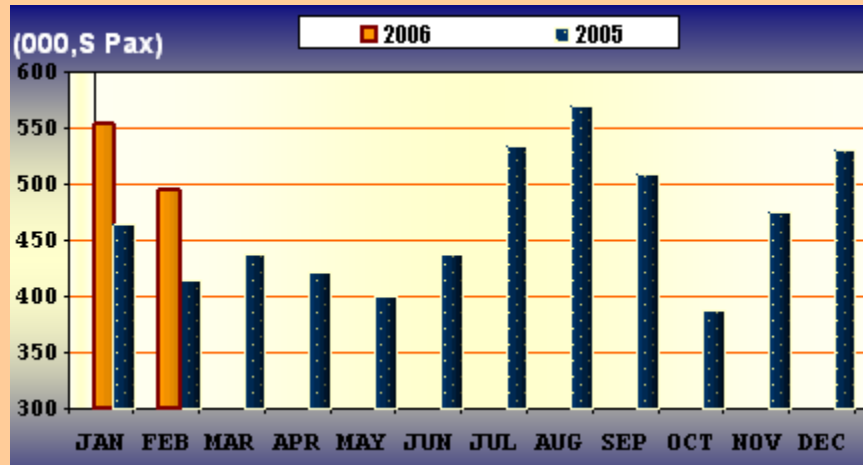
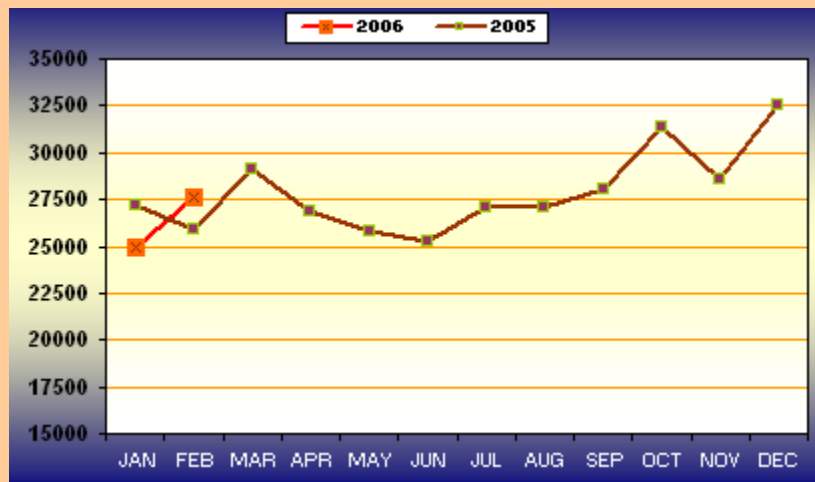


Passenger Traffic:-



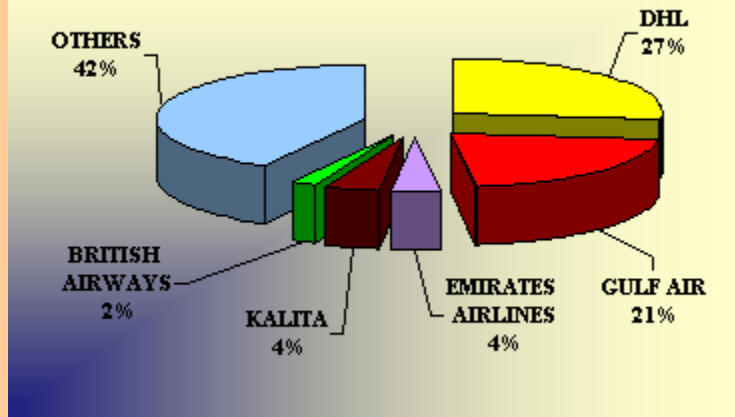
	Month	Month	Growth	Year	Year	Growth
	FEB/06	FEB/05		2006	2005	
Disembarked	233,350	190,622	22%	493,339	394,173	25%
Embarked	223,023	178,626	25%	475,481	388,000	23%
Transit	38,019	45,154	-16%	79,277	97,702	-19%
TOTAL	494,392	414,402	19%	1,048,097	879,875	19%

Cargo and Mail:-



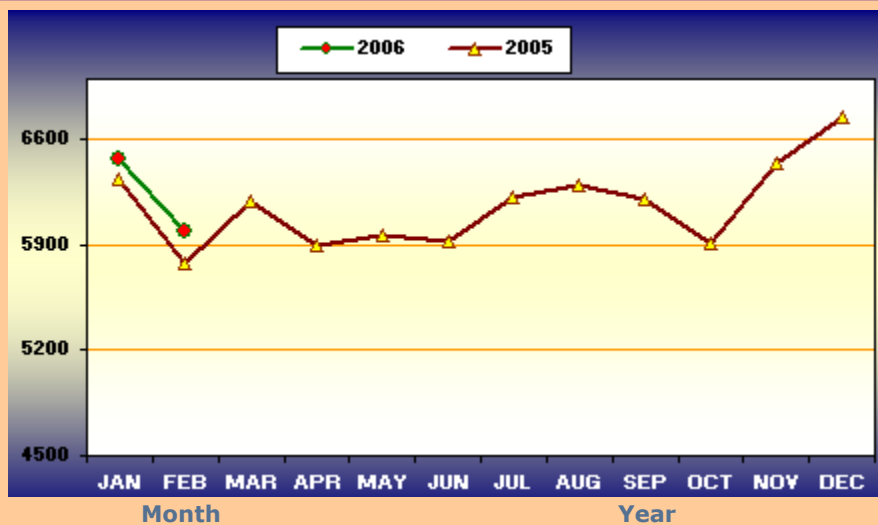
	Month	Month	Growth	Year	Year	Growth
	FEB/06	FEB/05		2006	2005	
Cargo and Mail	27,663	25,944	7%	52,652	53,087	-1%

Top 5 Airlines-Cargo & Mail Throughput :-



Carrier	Cargo&Mail(Tonnes)	% Share	% Change from same period last year
DHL	7,605	27%	1.6%
GULF AIR	5,672	21%	14.8%
EMIRATES AIRLINES	1,233	4%	-16.2%
KALITA	993	4%	-72.9%
BRITISH AIRWAYS	440	2%	15.5%
OTHERS	11,720	42%	-10.8%
TOTAL	27,663	100.00%	6.6%

Aircraft Movements:-



Aircraft Movements	5,985	5,777	4%	12,458	12,110	3%
--------------------	-------	-------	----	--------	--------	----