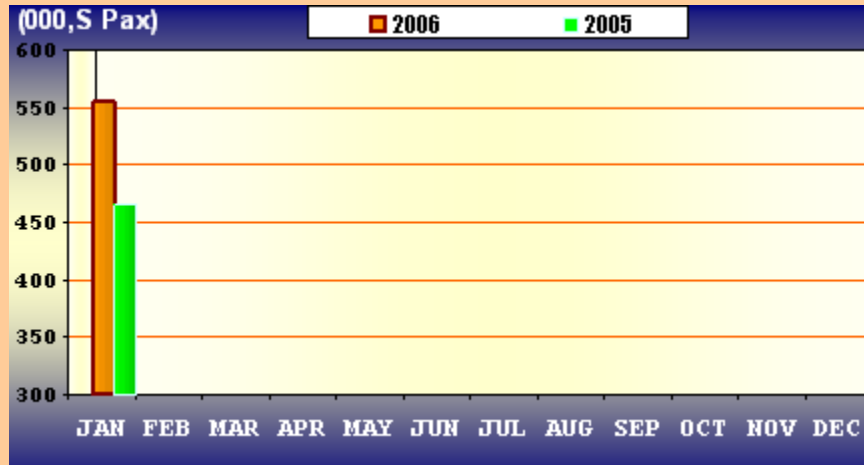
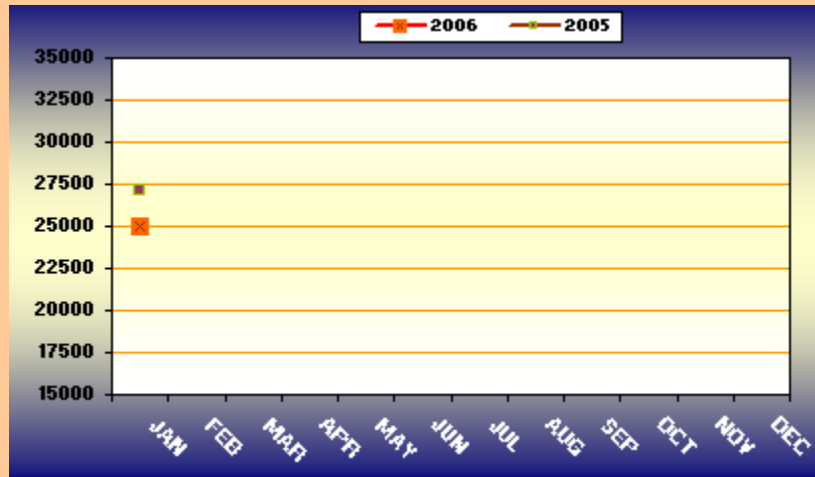


Passenger Traffic:



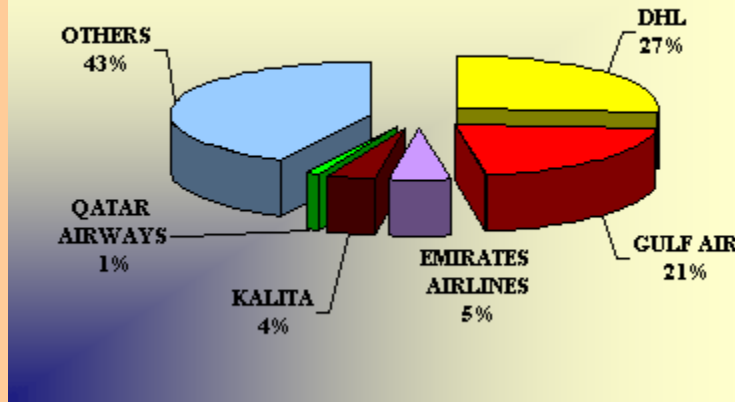
| | Month | | Growth | Year | | Growth |
|--------------------|---------|---------|--------|---------|---------|--------|
| | JAN/06 | JAN/05 | | 2006 | 2005 | |
| Disembarked | 259,989 | 203,551 | 28% | 259,989 | 203,551 | 28% |
| Embarked | 252,458 | 209,374 | 21% | 252,458 | 209,374 | 21% |
| Transit | 41,258 | 52,548 | -21% | 41,258 | 52,548 | -21% |
| TOTAL | 553,705 | 465,473 | 19% | 553,705 | 465,473 | 19% |

Cargo and Mail:-



| | Month | | Growth | Year | | Growth |
|-----------------------|--------|--------|--------|--------|--------|--------|
| | JAN/06 | JAN/05 | | 2006 | 2005 | |
| Cargo and Mail | 24,989 | 27,143 | -8% | 24,989 | 27,143 | -8% |

Top 5 Airlines-Cargo & Mail Throughput :-



| Carrier | Cargo&Mail(Tonnes) | % Share | % Change from same period last year |
|--------------------------|--------------------|---------|-------------------------------------|
| DHL | 6,643 | 27% | -28.5% |
| GULF AIR | 5,323 | 21% | 10.0% |
| EMIRATES AIRLINES | 1,137 | 5% | -4.4% |
| KALITA | 889 | 4% | -69.8% |
| QATAR AIRWAYS | 355 | 1% | 55.7% |
| OTHERS | 10,642 | 43% | -16.7% |
| TOTAL | 24,989 | 100.00% | -7.9% |

Aircraft Movements:-



| Aircraft Movements | JAN/06 | JAN/05 | Growth | 2006 | 2005 | Growth |
|--------------------|--------|--------|--------|-------|-------|--------|
| | 6,473 | 6,333 | 2% | 6,473 | 6,333 | 2% |