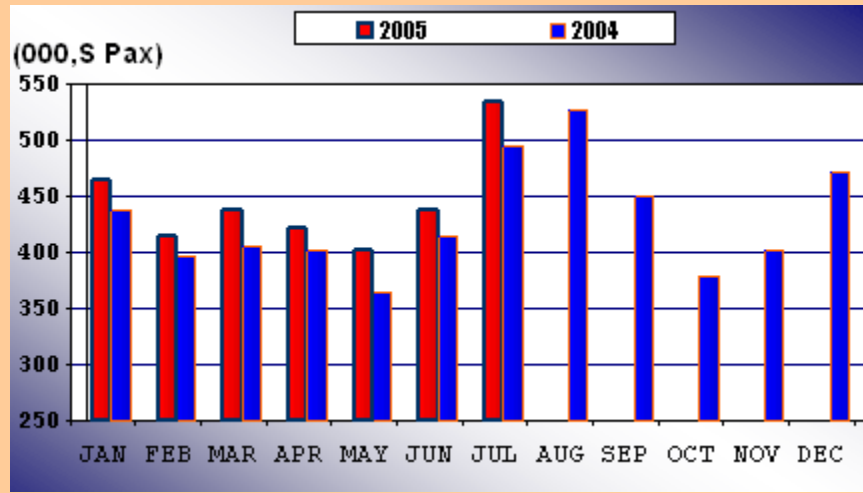


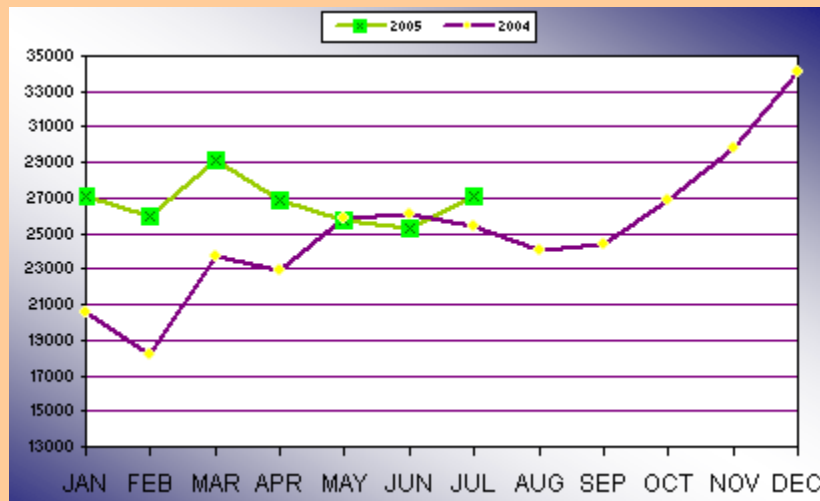
Passenger Traffic:-



Month JULY/05 JULY/04 Growth 2005 2004 Growth

Disembarked	232,467	210,593	10%	1,396,887	1,264,155	10%
Embarked	275,903	254,792	8%	1,458,094	1,321,950	10%
Transit	25,594	28,419	-10%	256,597	328,244	-22%
TOTAL	533,964	493,804	8%	3,111,578	2,914,349	7%

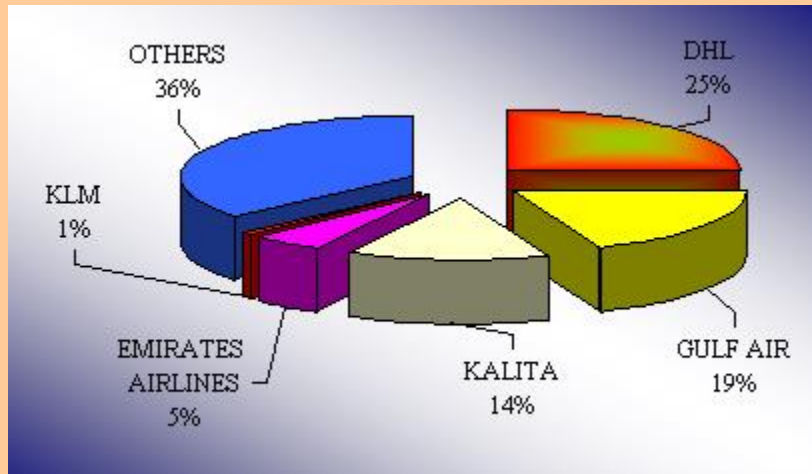
Cargo and Mail:-



Month JULY/05 JULY/04 Growth 2005 2004 Growth

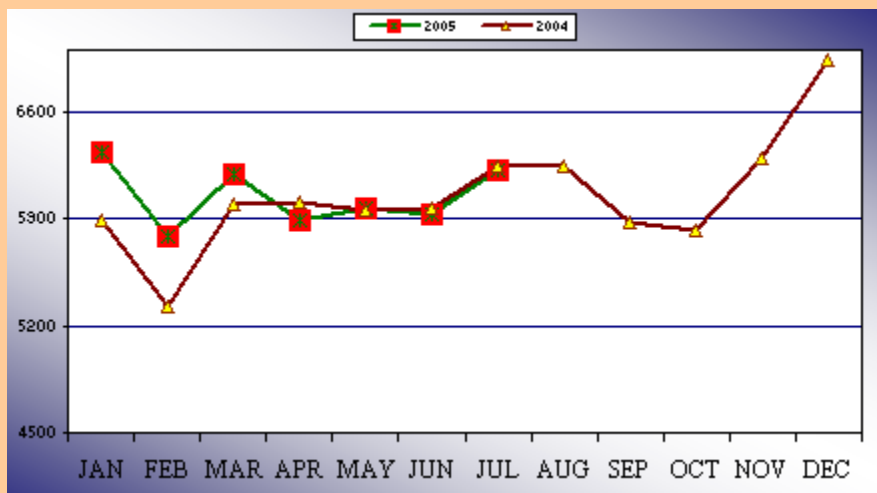
Cargo and Mail	27,129	25,391	7%	187,217	162,686	15%
----------------	--------	--------	----	---------	---------	-----

Top 5 Airlines-Cargo & Mail Throughput :-



Carrier	Cargo&Mail(Tonnes)	% Share	% Change from same period last year
DHL	6,792	25%	-9.6%
GULF AIR	5,054	19%	-0.2%
KALITA	3,750	14%	48.9%
EMIRATES AIRLINES	1,384	5%	31.9%
KLM	304	1%	N\A
OTHERS	9,845	36%	6.4%
TOTAL	27,129	100.00%	6.8%

Aircraft Movements:-



Month	Year	Growth
JULY/05	2005	-1%
JULY/04	2004	2%

Aircraft Movements	6,215	6,247	-1%	42,287	41,366	2%
--------------------	-------	-------	-----	--------	--------	----