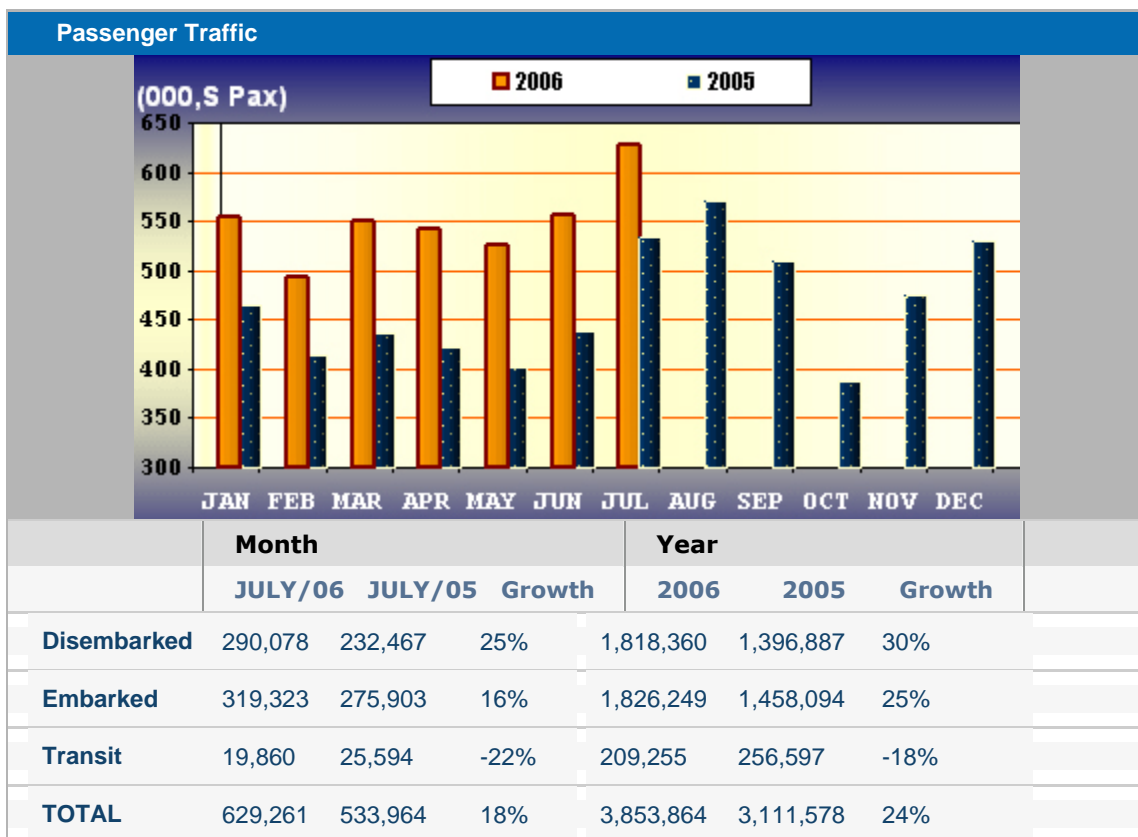
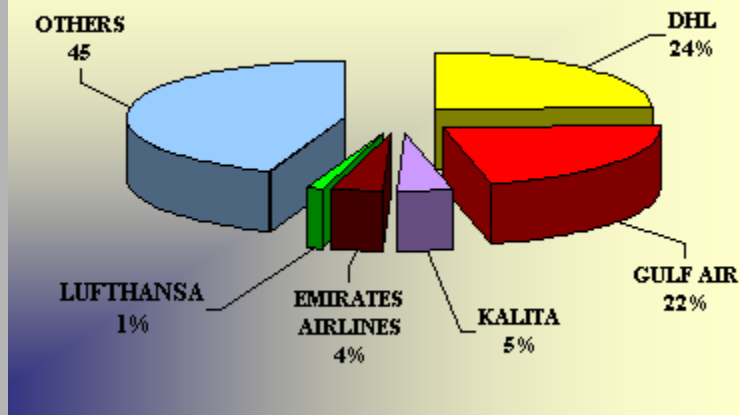


AIRCRAFT MOVEMENTS

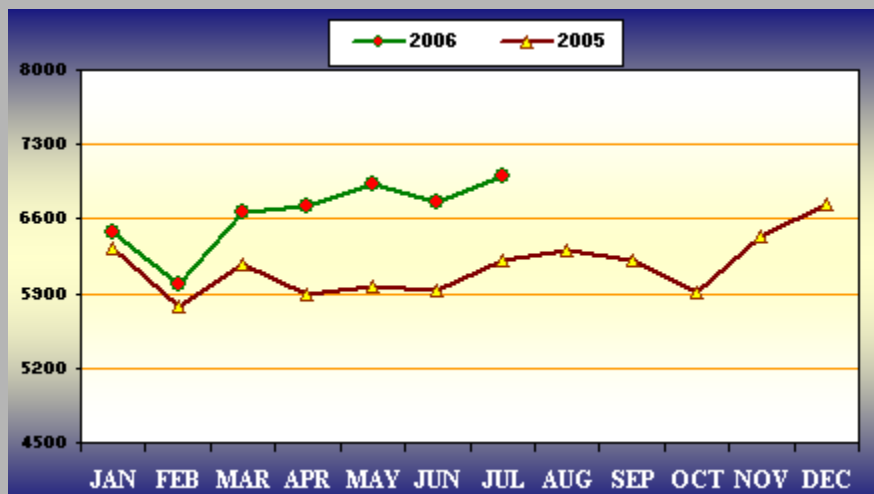


### Top 5 Airlines-Cargo & Mail Throughput



Carrier	Cargo&Mail(Tonnes)	% Share	% Change from same period last year
DHL	6,938	24%	2.1%
GULF AIR	6,396	22%	26.6%
EMIRATES AIRLINES	1,372	5%	-63.4%
QATAR AIRWAYS	1240	4%	-10.4%
BRITISH AIRWAYS	303	1%	7.1%
OTHERS	12,802	44%	-14.7%
<b>TOTAL</b>	<b>29,051</b>	<b>100.00%</b>	<b>7.1%</b>

### Aircraft Movements



	Month			Year		
	JULY/06	JULY/05	Growth	2006	2005	Growth
<b>Aircraft Movements</b>	7,005	6,215	13%	46,539	42,287	10%