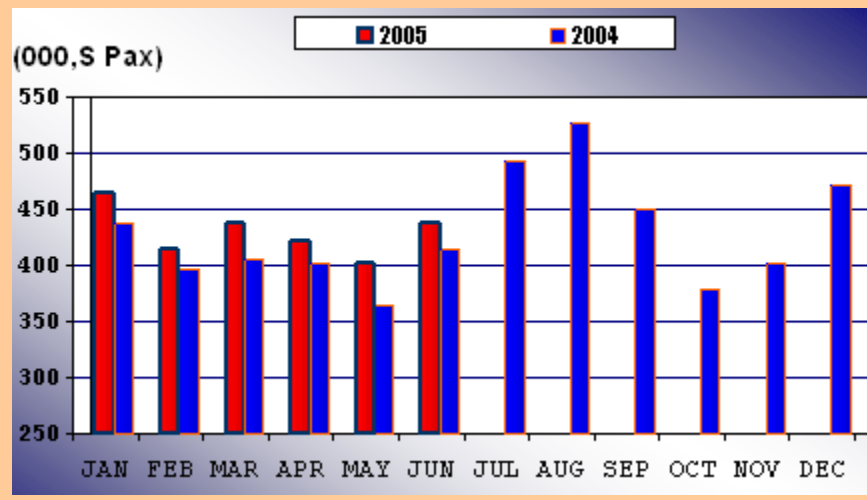


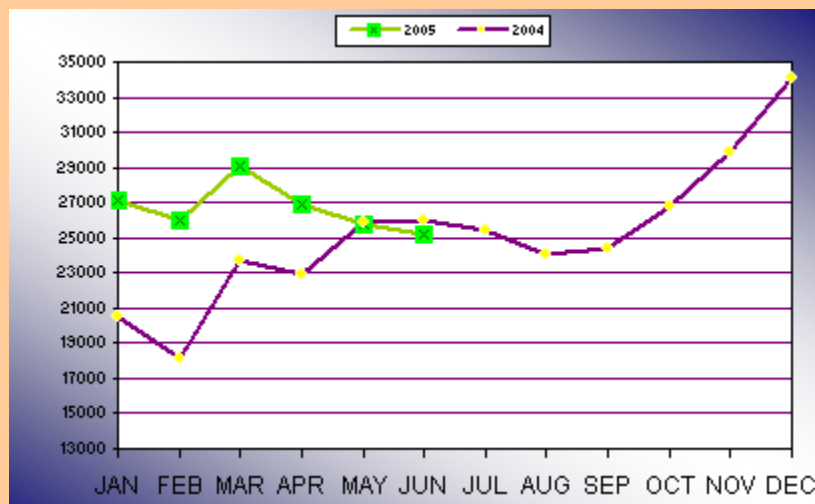
Passenger Traffic:-



Month: JUNE/05, JUNE/04, Growth, 2005, 2004, Growth

Disembarked	193,491	175,965	10%	1,164,420	1,053,582	11%
Embarked	220,714	200,702	10%	1,182,191	1,067,158	11%
Transit	23,620	38,417	-39%	231,003	299,825	-23%
TOTAL	437,825	415,084	6%	2,577,614	2,420,545	7%

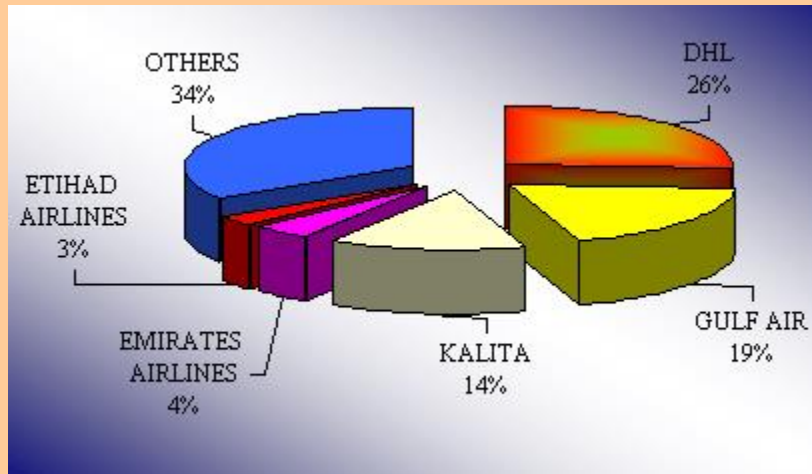
Cargo and Mail:-



Month: JUNE/05, JUNE/04, Growth, 2005, 2004, Growth

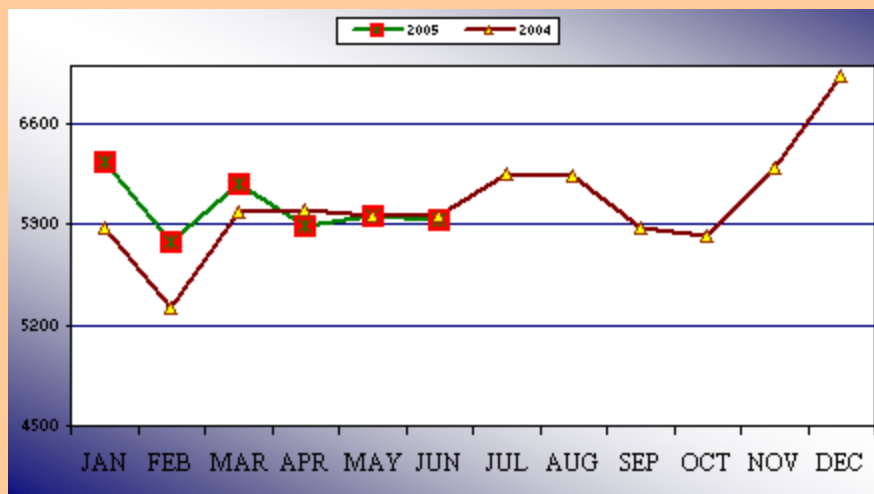
Cargo and Mail	25,251	26,038	-3%	160,088	137,295	17%
----------------	--------	--------	-----	---------	---------	-----

Top 5 Airlines-Cargo & Mail Throughput :-



Carrier	Cargo&Mail(Tonnes)	% Share	% Change from same period last year
DHL	6,610	26%	-13.8%
GULF AIR	4,834	19%	-4.2%
KALITA	3,545	14%	11.8%
EMIRATES AIRLINES	1,119	4%	-1.8%
ETIHAD AIRLINES	667	3%	N\A
OTHERS	8,476	34%	-4.6%
TOTAL	25,251	100.00%	-2.5%

Aircraft Movements:-



Aircraft Movements	Month	Year	Growth
5,929	JUNE/05	2005	-1%
5,962	JUNE/04	2004	3%
36,072	Year	2005	
35,119	Year	2004	
	Growth		3%