

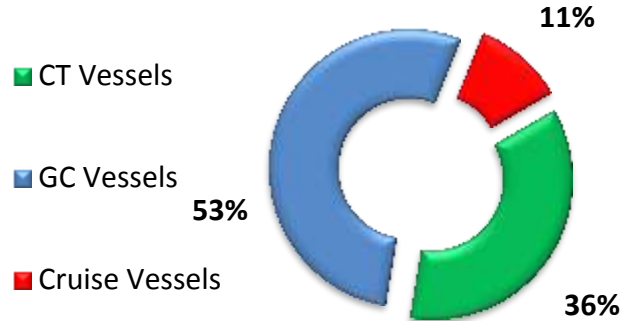


**Khalifa Bin Salman Port ( KBSP ) Performance 2018**

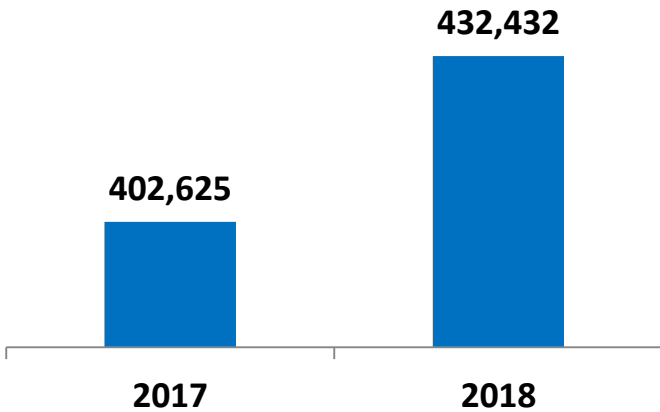
**Vessel Movement ( Total Arrivals )**

<u>Vessel Type</u>	<u>2017</u>	<u>2018</u>	<u>2018 vs. 2017</u>
Container	270	286	6%
General Cargo	668	540	-19%
Cruise	37	39	5%
<b>Total</b>	<b>975</b>	<b>865</b>	<b>-11%</b>

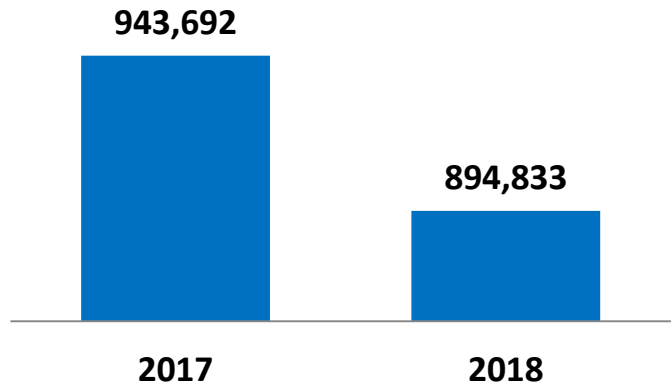
**Vessels Traffic Split 2018**



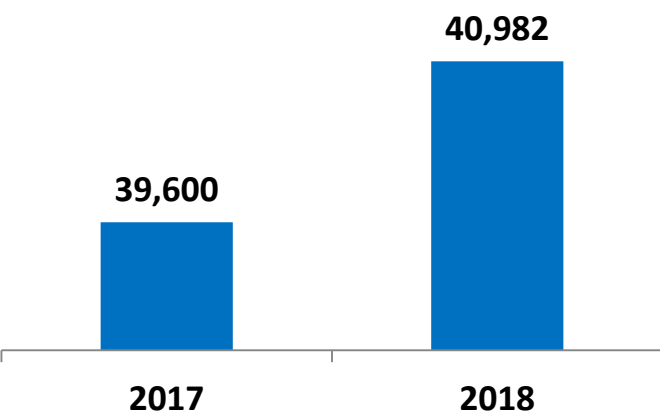
**CT TEU Throughput**



**General Cargo Volume**



**Vehicles Volumes ( RORO )**



**Transshipment Moves**

