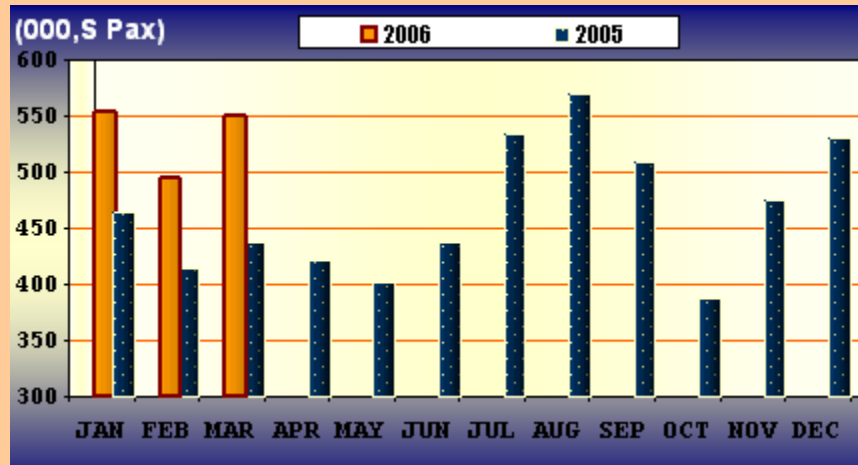
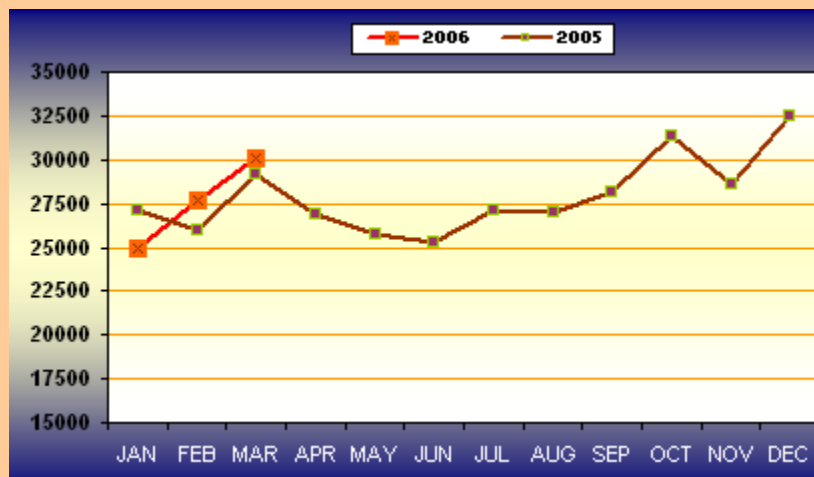


Passenger Traffic:-



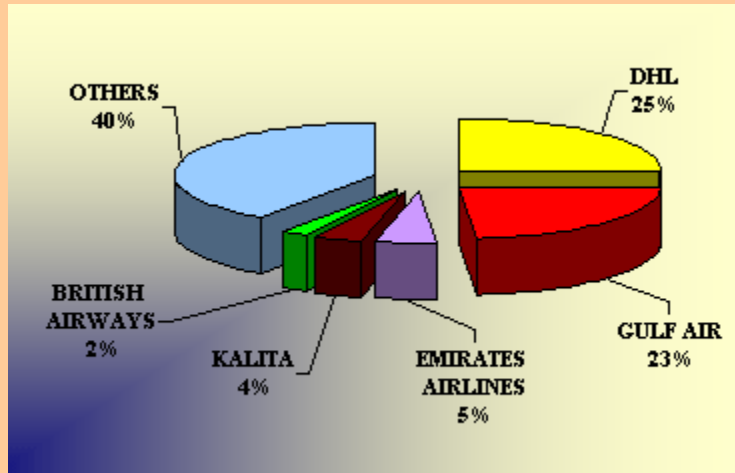
	Month	Year		Year		
	MAR/06	MAR/05	Growth	2006	2005	Growth
Disembarked	258,904	194,570	33%	752,243	588,743	28%
Embarked	254,556	195,986	30%	730,037	583,986	25%
Transit	36,062	46,395	-22%	115,339	144,097	-20%
TOTAL	549,522	436,951	26%	1,597,619	1,316,826	21%

Cargo and Mail:-



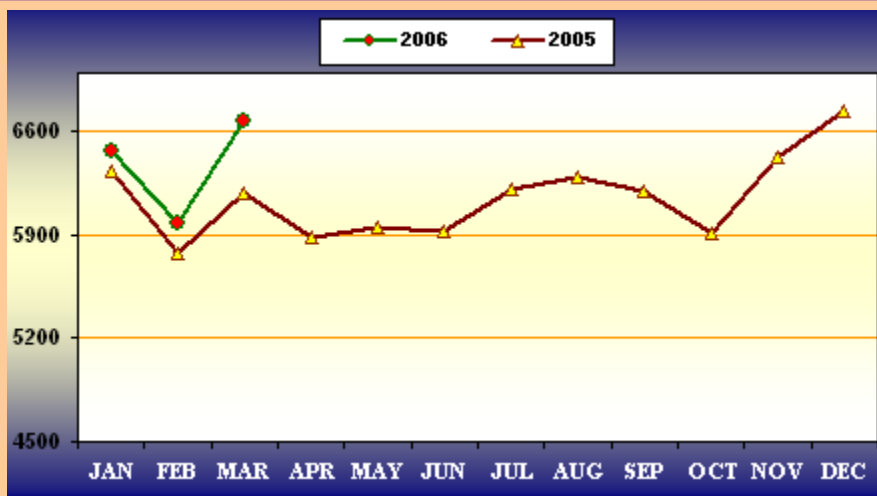
	Month	Year		Year		
	MAR/06	MAR/05	Growth	2006	2005	Growth
Cargo and Mail	30,096	29,117	3%	82,748	82,204	1%

Top 5 Airlines-Cargo & Mail Throughput :-



Carrier	Cargo&Mail(Tonnes)	% Share	% Change from same period last year
DHL	7,562	25%	-4.8%
GULF AIR	7,005	23%	24.8%
EMIRATES AIRLINES	1,568	5%	-8.0%
KALITA	1,326	4%	-63.9%
BRITISH AIRWAYS	571	2%	40.3%
OTHERS	12,064	40%	-20.4%
TOTAL	30,096	100.00%	3.4%

Aircraft Movements:-



Aircraft Movements	MAR/06	MAR/05	Growth	2006	2005	Growth
	6,673	6,183	8%	19,131	18,293	5%