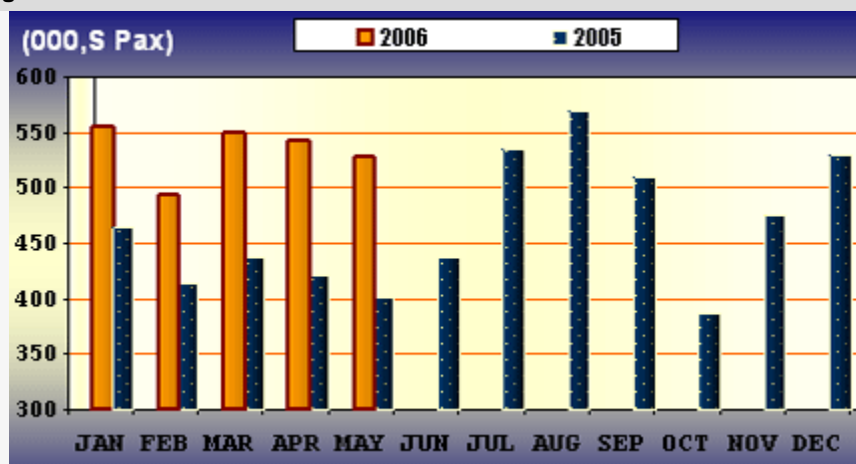


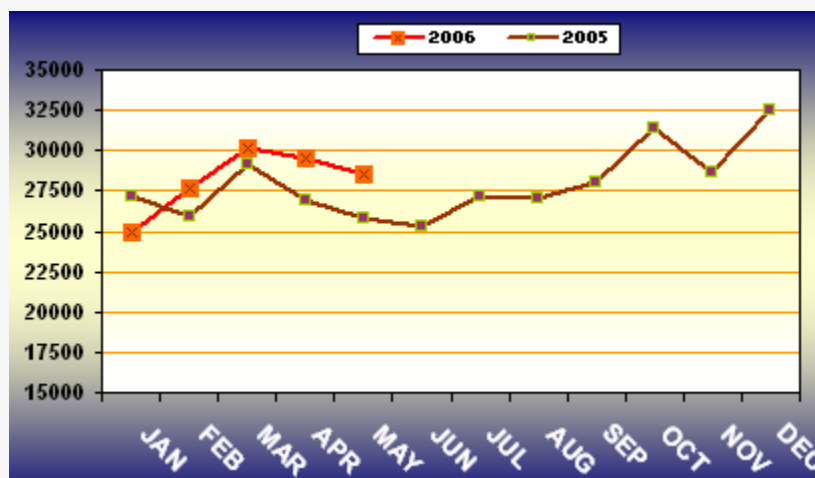
AIRCRAFT MOVEMENTS

Passenger Traffic



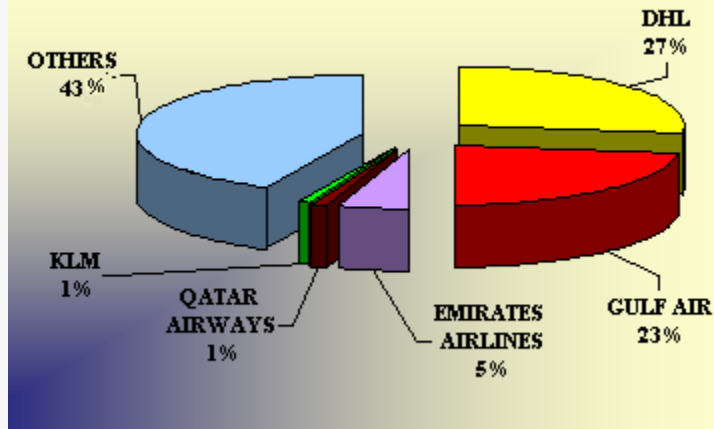
	Month			Year		
	MAY/06	MAY/05	Growth	2006	2005	Growth
Disembarked	258,641	189,525	36%	1,270,892	970,929	31%
Embarked	245,975	184,542	33%	1,226,299	961,477	28%
Transit	22,381	27,421	-18%	170,266	207,383	-18%
TOTAL	526,997	401,488	31%	2,667,457	2,139,789	25%

Cargo and Mail



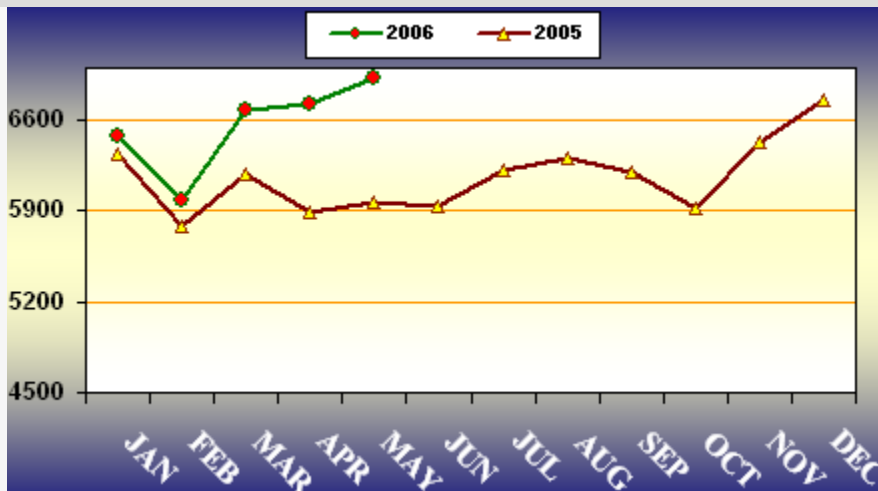
	Month			Year		
	MAY/06	MAY/05	Growth	2006	2005	Growth
Cargo and Mail	28,493	25,752	11%	140,725	134,837	4%

Top 5 Airlines-Cargo & Mail Throughput



Carrier	Cargo&Mail(Tonnes)	% Share	% Change from same period last year
DHL	7,572	27%	7.3%
GULF AIR	6,559	23%	32.1%
EMIRATES AIRLINES	1,336	5%	8.2%
QATAR AIRWAYS	384	1%	62.0%
KLM	305	1%	40.6%
OTHERS	12,337	43%	-8.7%
TOTAL	28,493	100.00%	10.6%

Aircraft Movements



	Month			Year		
	MAY/06	MAY/05	Growth	2006	2005	Growth
Aircraft Movements	6,924	5,960	16%	32,783	30,143	9%