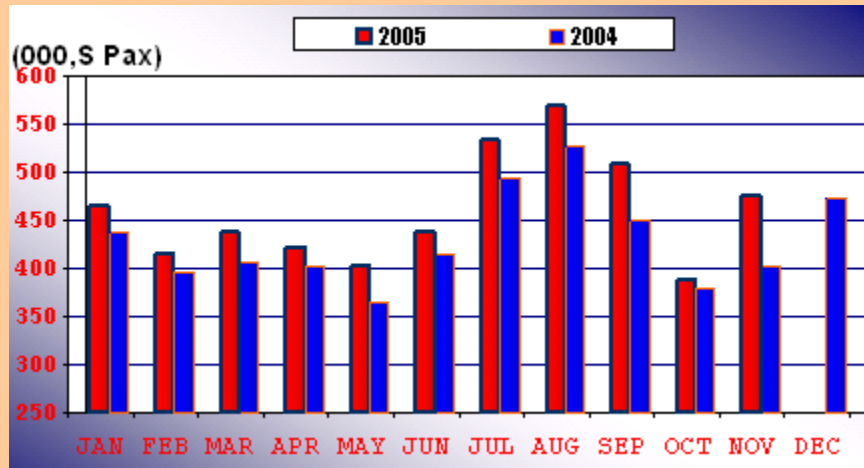
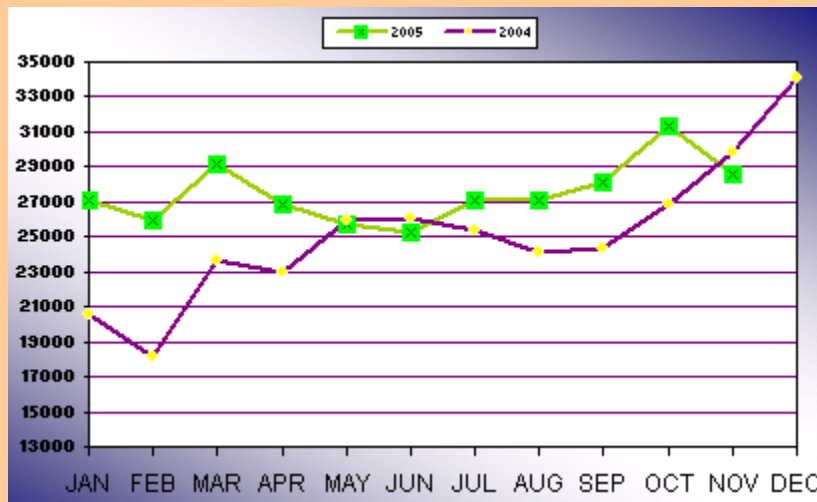


Passenger Traffic:-



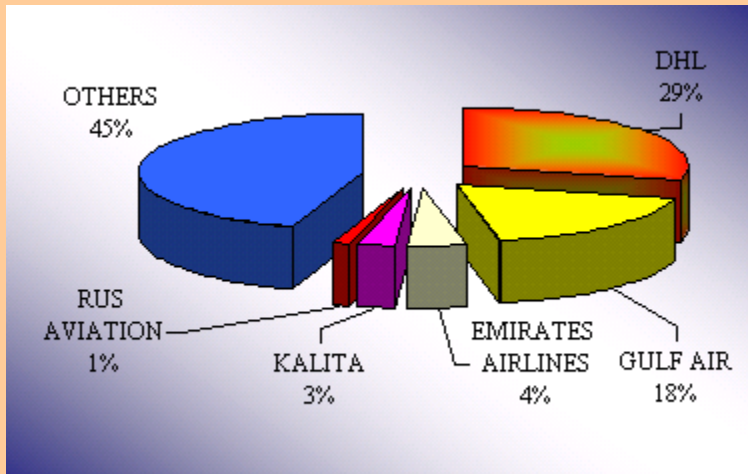
	Month	Year	Growth
	NOV/05	2005	
	NOV/04	2004	
			Growth
Disembarked	223,778	175,547	27%
Embarked	216,488	180,904	20%
Transit	34,537	45,026	-23%
TOTAL	474,803	401,477	18%

Cargo and Mail:-



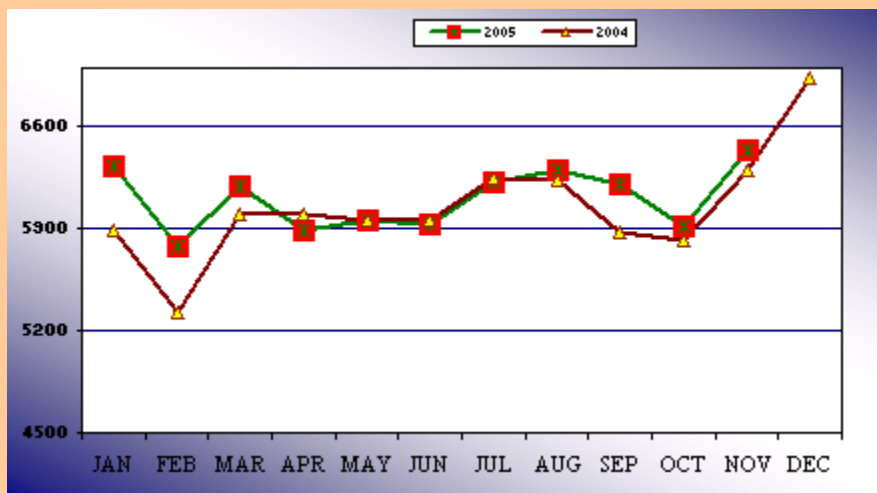
	Month	Year	Growth
	NOV/05	2005	
	NOV/04	2004	
			Growth
Cargo and Mail	28,617	29,831	-4%
			2005
			2004
			Growth
			13%

Top 5 Airlines-Cargo & Mail Throughput :-



Carrier	Cargo&Mail(Tonnes)	% Share	% Change from same period last year
DHL	8,188	29%	-11.7%
GULF AIR	5,133	18%	0.6%
EMIRATES AIRLINES	1,119	4%	-3.5%
KALITA	892	3%	-75.2%
RUS AVIATION	399	1%	N\A
OTHERS	12,886	45%	20.4%
TOTAL	28,617	100.00%	-4.1%

Aircraft Movements:-



Month	Year	Growth
NOV/05	2005	2%
NOV/04	2004	2%
Aircraft Movements	6,435	6,298
Aircraft Movements	67,143	65,596