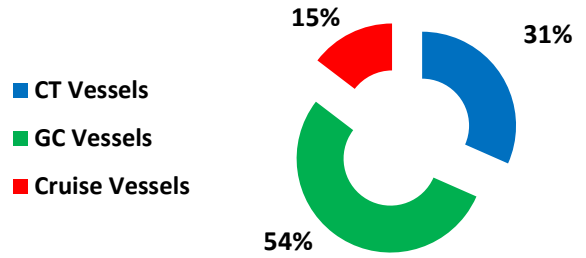




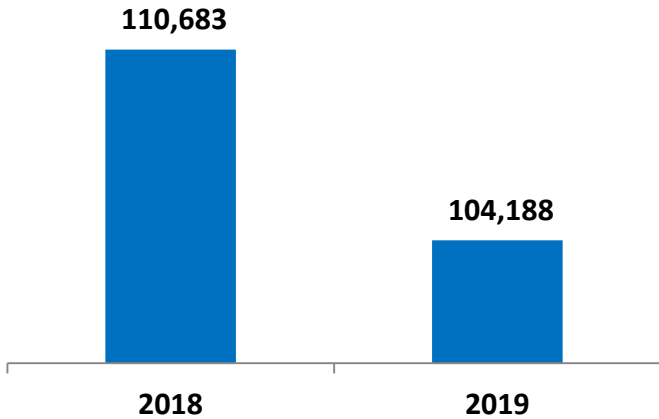
**Khalifa Bin Salman Port ( KBSP ) Performance Q2 2019**

Vessel Traffic	Q2 2018	Q2 2019	Q2 18 vs. Q2 19
CT Vessels	74	67	-9.5%
GC Vessels	182	114	-37.4%
Cruise Vessels	21	31	47.6%
<b>Total Vessels</b>	<b>277</b>	<b>212</b>	<b>-23.5%</b>

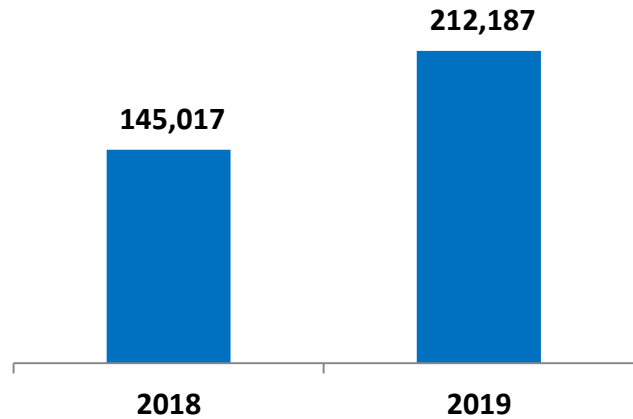
**Vessel Traffic Split Q2 2019**



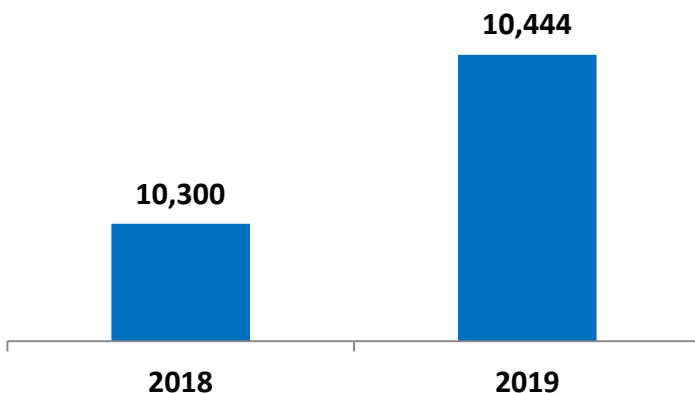
**Container Throughput TEUS  
Q2 2019**



**General Cargo Throughput Tons  
Q2 2019**



**RORO Unit Volume  
Q2 2019**



**Transshipment Volume TEU  
Q2 2019**

